

Welcome to the Design Guide for projects that have $Ss \leq 1.67$ and for an ADA compliant elevator system. Please note this elevator system does not meet ambulance stretcher requirements. This set of drawings is for reference. Please see the Pre-checked plans, PC02-119404, for specific details.

This guide contains templates for the hoistway / car layout, pit plan with machine room slabs, & a combination hoistway / machine room orientations. We have included the drawing index on the next sheet so you will know which drawings to include and which to leave out when submitting your set to DSA on your project specific application. Any sheets indicated with an "X" is mandatory to add with your submittal.

All other sheets contain additional options per drawing. Please select the appropriate option before submitting to DSA. If the option of the modular machine room is not taken please remove those sheets from you DSA submittal.

The AutoCAD version is available for your use. Please feel free to change layers and line types to fit your company policies.

General Note: Feel free to contact CYS Structural Engineers Inc. @ 916-920-2020 for any structural engineering questions. For approximate tower heights or elevator information feel free to contact Phoenix Modular Elevator Inc. @ 618-244-2314. We will need approximate total floor travel and type of jack system, holed or holeless, to calculate tower height.

THIS INFORMATION IS CONFIDENTIAL AND REMAINS THE PROPERTY OF PHOENIX MODULAR ELEVATOR INC. ITS USE, REPRODUCTION OR DISSEMINATION WITHOUT THE EXPRESS PERMISSION OF PHOENIX MODULAR ELEVATOR INC. IS STRICTLY PROHIBITED.

Issue Date: 2/1/2022



PHOENIX MODULAR ELEVATOR INC.
 4800 PHOENIX DRIVE, MT. VERNON, ILLINOIS 62864
 PHONE: (618)-244-2314 FAX: (618)-244-1923
 E-mail: info@phoenixmodulelevator.com
 Web page: www.phoenixmodulelevator.com

REFERENCE SHEET

SIZE A	REV	REV. DATE	FILE NO. PC02-119404
SCALE: N.T.S.	DATE: 2/1/2022	T.H.	DWG NO. A0

ARCHITECTURAL		for the ambulance stretcher compliant	
X	EV0.0	COVER PAGE	
X	EV1.0	PLAN VIEWS - ELEVATOR HOISTWAY	1 - Front / Rear Exit - Stretcher Compliant 2 - Front Exit - Stretcher Compliant 3 - Front / Rear Exit - Standard 4 - Front Exit - Standard
	EV1.1	PLAN VIEWS - MODULAR MACHINE ROOM	1 - Standard Module Size 2 - Stretcher Module Size 3 - Standard Module Size with optional side door 4 - Stretcher Module Size with optional side door
	EV1.2	MACHINE ROOM CONFIGURATIONS WITH HOISTWAY	1 - Left Side Machine Room Configurations A - Right Exit Elevator B - Left Exit Elevator C - Left Exit Elevator w/ M.R. side door layout D - Right Exit Elevator w/ M.R. side door layout 2 - Rear Machine Room Configurations A - Left Exit Elevator B - Left Exit Elevator w/ M.R. side door layout C - Right Exit Elevator D - Right Exit Elevator w/ M.R. side door layout 3 - Right Side Machine Room Configurations A - Right Exit Elevator B - Left Exit Elevator C - Right Exit Elevator w/ M.R. side door layout D - Left Exit Elevator w/ M.R. side door layout
	EV1.3	ARCHITECTURAL ELEVATIONS	1 - Elevator w/ Typical Rear Machine Room 2 - Elevator w/ Typical Right Machine Room 3 - Elevator w/ Typical Left Machine Room
X	EV1.4	ARCHITECTURAL DETAILS	
X	EV1.5	ACCESS ISSUES (ELEVATOR FIXTURES)	
STRUCTURAL			
X	EV2.0.0	FOUNDATION PLANS - Ss = 2.25 Stretcher Compliant Elevator System	1 - Holeless Jack System 1A - Inground Jack System
	EV2.0.1	FOUNDATION PLANS - Ss = 2.25	2 - Foundation with Rear M.R. Slab 3 - Foundation with Left M.R. Slab 4 - Foundation with Right M.R. Slab
X	EV2.1	FOUNDATION DETAILS	
X	EV2.2.0	ELEVATOR HOISTWAY STRUCTURAL - Stretcher Compliant Elevator System Ss = 2.25	
	EV2.2.1	ELEVATOR HOISTWAY STRUCTURAL - Ss = 2.25	
X	EV2.3	ELEVATOR HOISTWAY - STRUCTURAL DETAILS	
X	EV2.3.1	WORKPOINT DETAILS	
X	EV2.4	ELEVATOR HOISTWAY - MISCELLANEOUS DETAILS	
	EV2.5	MODULAR MACHINE ROOM STRUCTURAL Stretcher Compliant Elevator System	2 - Optional Side Door
	EV2.5A	MODULAR MACHINE ROOM STRUCTURAL	
	EV2.6	MODULAR MACHINE ROOM STRUCTURAL SECTION VIEWS - Stretcher Compliant Elevator System	
	EV2.6A	MODULAR MACHINE ROOM STRUCTURAL SECTION VIEWS	
	EV2.7	MODULAR MACHINE ROOM - STRUCTURAL DETAILS	

Issue Date: 2/1/2022

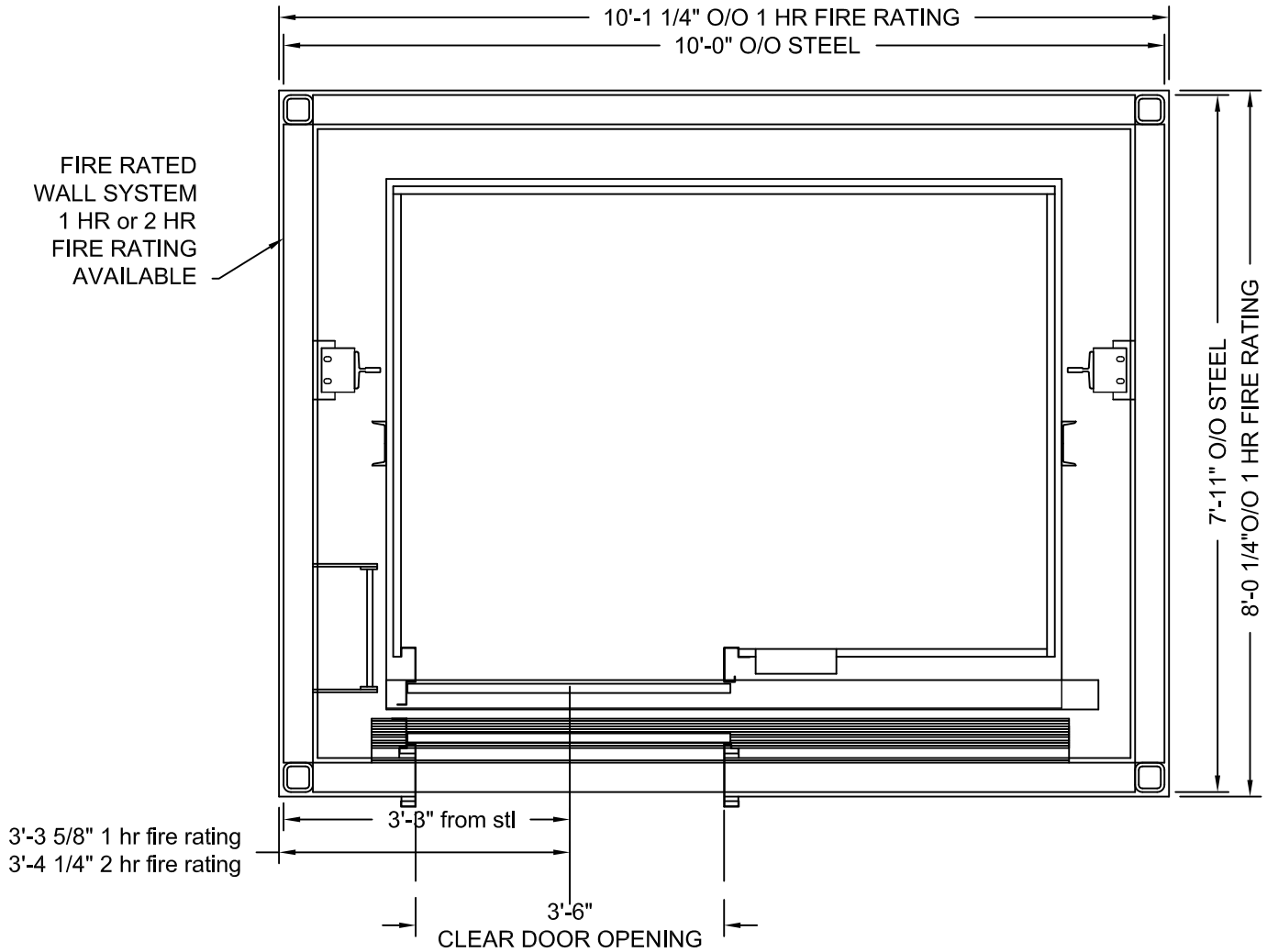


PHOENIX MODULAR ELEVATOR INC.
 4800 PHOENIX DRIVE, MT. VERNON, ILLINOIS 62864
 PHONE: (618)-244-2314 FAX: (618)-244-1923
 E-mail: Info@phoenixmodularelevator.com
 Web page: www.phoenixmodularelevator.com

INDEX SHEET

SIZE A	REV	REV. DATE	FILE NO. IPC02-119167
SCALE: N.T.S.	DATE: 2/1/2022 T.H.	DWG NO. A0.0	

For more details see the
Pre-checked (PC) drawings,
PC02-119167.



STRETCHER COMPLIANT ELEVATOR

SHOWN WITH ONE HOUR FIRE RATING

MIRROR IMAGE IS AVAILABLE

FRONT EXIT ELEVATOR SHOWN, FRONT/REAR EXIT USES SAME HOISTWAY

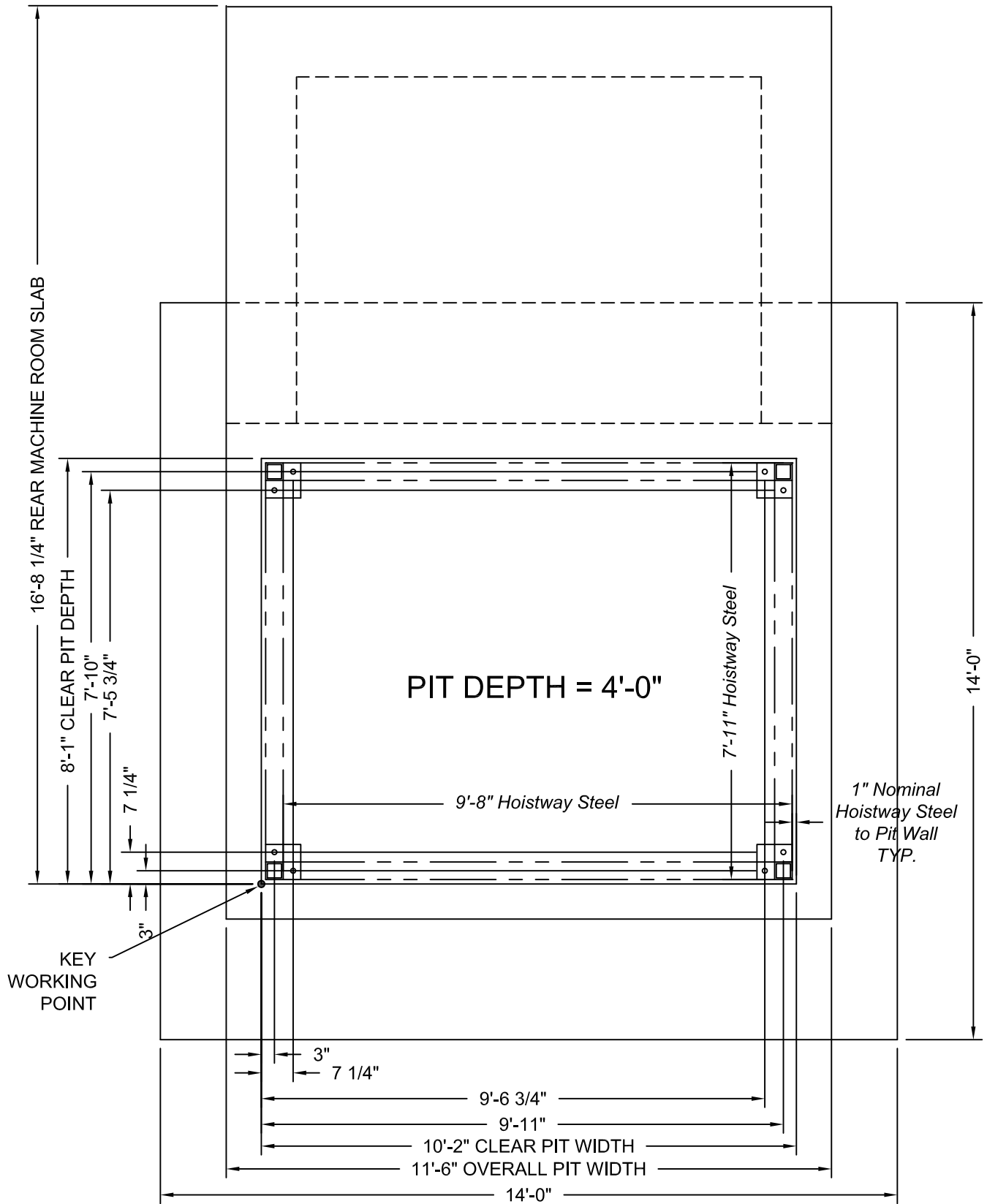
Issue Date: 2/1/2022



PHOENIX MODULAR ELEVATOR INC.
4800 PHOENIX DRIVE, MT. VERNON, ILLINOIS 62864
PHONE: (618)-244-2314 FAX: (618)-244-1923
E-mail: info@phoenixmodularelevator.com
Web page: www.phoenixmodularelevator.com

STRETCHER COMPLIANT ELEVATOR TOWER

SIZE A	REV	REV. DATE	FILE NO. PC02-119167
SCALE: N.T.S.	DATE: 2/1/2022 T.H.	DWG NO. A1	



For more details see the Pre-checked (PC) drawings, PC02-119167

Issue Date: 2/1/2022

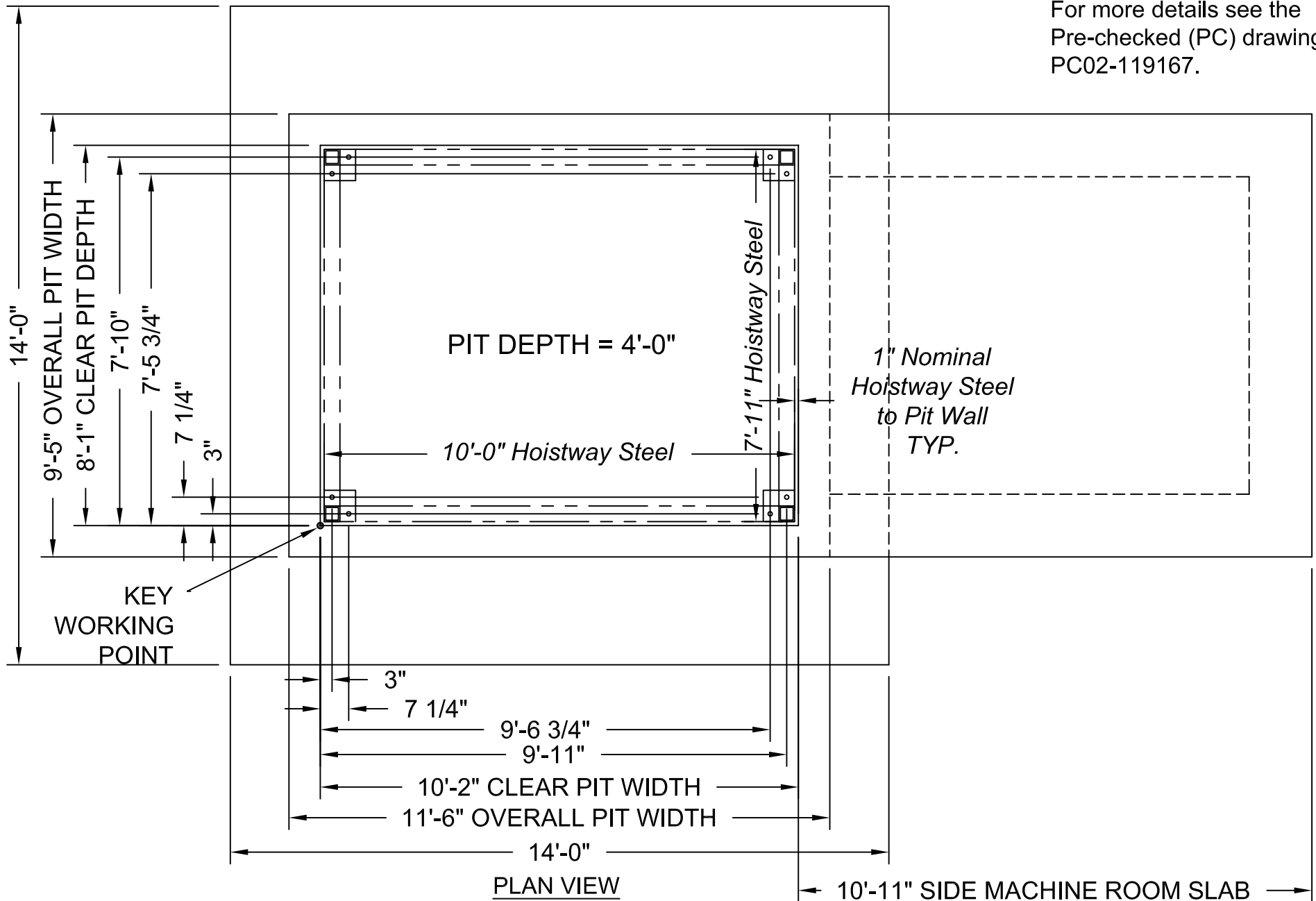


PHOENIX MODULAR ELEVATOR INC.
 4800 PHOENIX DRIVE, MT. VERNON, ILLINOIS 62864
 PHONE: (618)-244-2314 FAX: (618)-244-1923
 E-mail: info@phoenixmodularelevator.com
 Web page: www.phoenixmodularelevator.com

PIT PLAN W/ MMR REAR SLAB for stretcher compliance

SIZE A	REV	REV. DATE	FILE NO. PC02-119167
SCALE: N.T.S.	DATE: 2/1/2022	DWG NO. A1.1	

For more details see the
Pre-checked (PC) drawings,
PC02-119167.



Issue Date: 2/1/2022

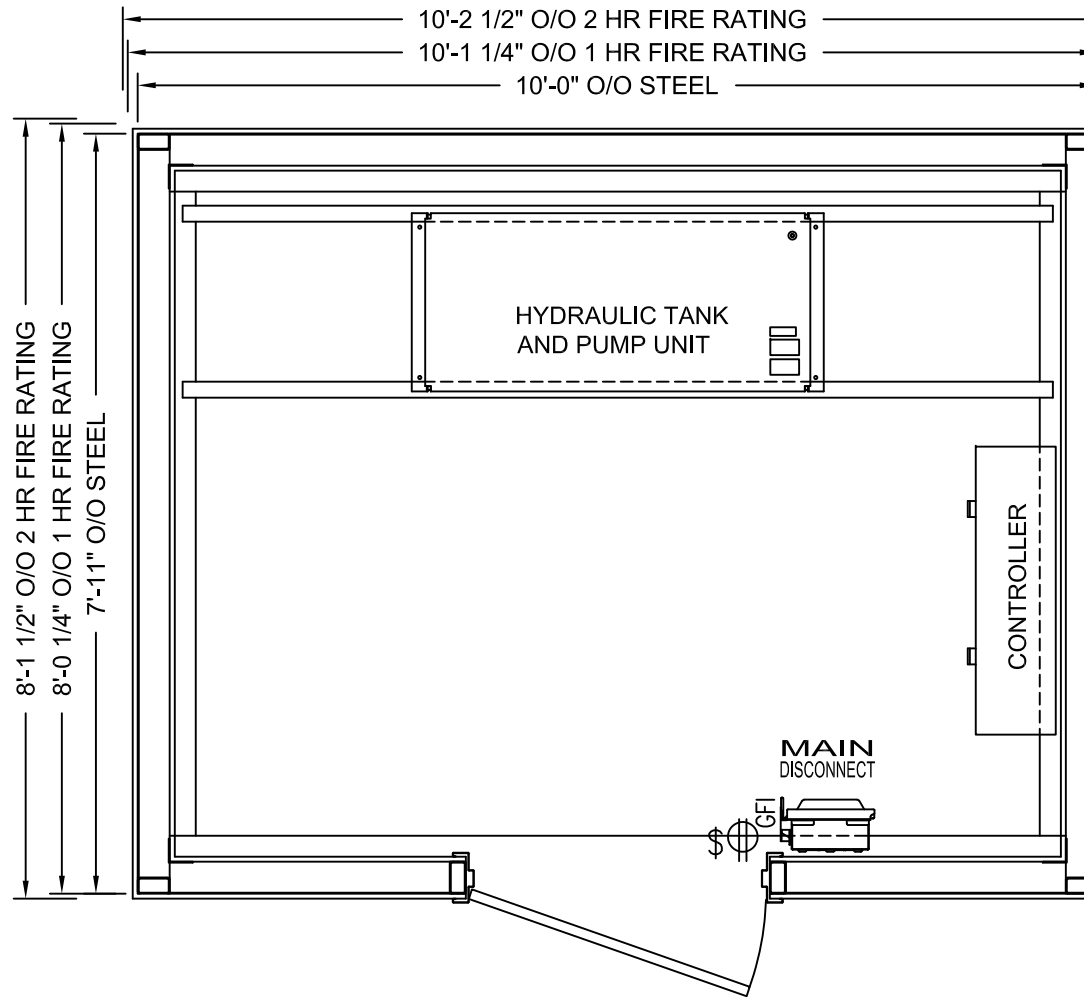


PHOENIX MODULAR ELEVATOR INC.
4800 PHOENIX DRIVE, MT. VERNON, ILLINOIS 62864
PHONE: (618)-244-2314 FAX: (618)-244-1923
E-mail: Info@phoenixmodularelevator.com
Web page: www.phoenixmodularelevator.com

PIT PLAN W/ SIDE MMR SLAB for stretcher compliance

SIZE A	REV	REV. DATE	FILE NO. PC02-119167
SCALE: N.T.S.		DATE: 2/1/2022	DWG NO. A1.2

For more details see the
Pre-checked (PC) drawings,
PC02-119167



MODULAR MACHINE ROOM FOR STRETCHER COMPLIANT ELEVATOR SYSTEM
SHOWN WITH ONE HOUR FIRE RATING

Issue Date: 2/1/2022



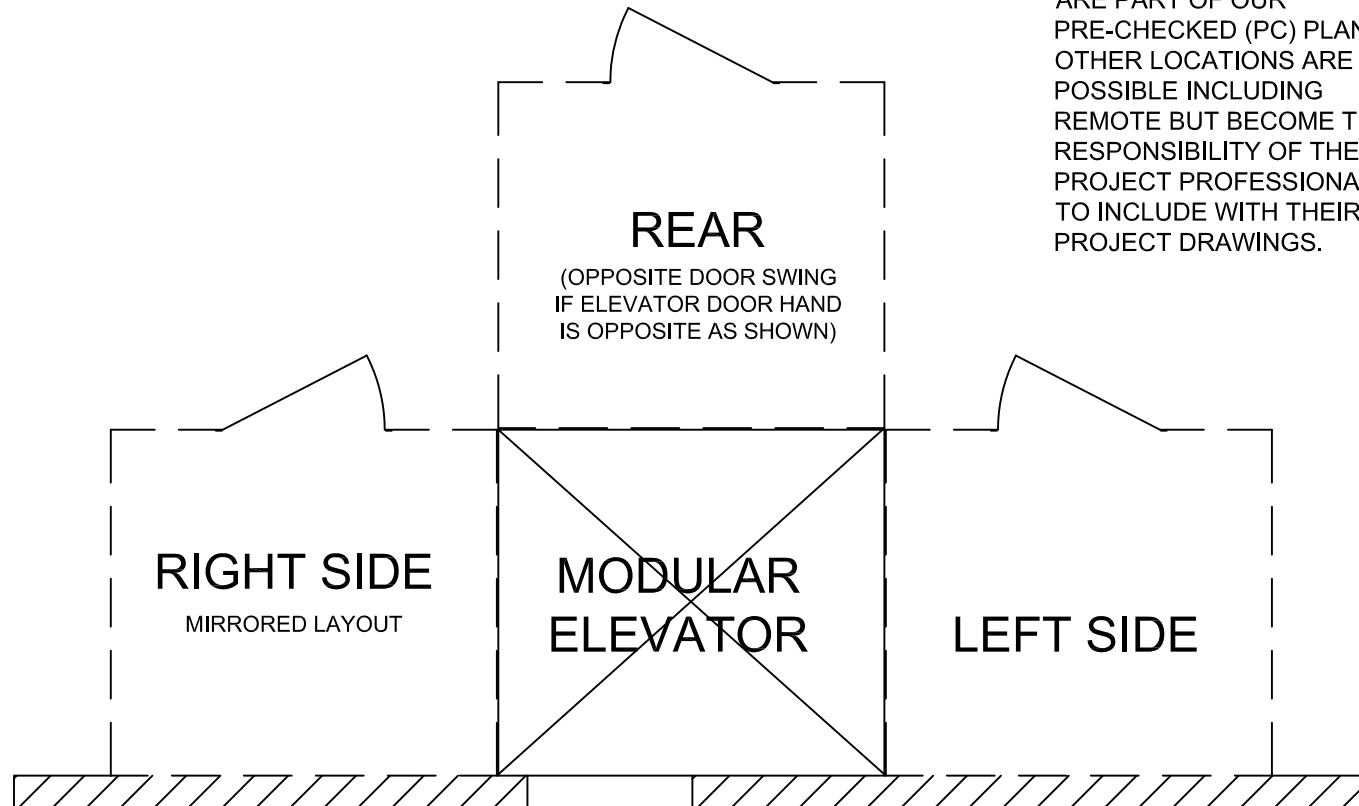
PHOENIX MODULAR ELEVATOR INC.
4800 PHOENIX DRIVE, MT. VERNON, ILLINOIS 62864
PHONE: (618)-244-2314 FAX: (618)-244-1923
E-mail: Info@phoenixmodularelevator.com
Web page: www.phoenixmodularelevator.com

MODULAR MACHINE ROOM LAYOUT

SIZE A	REV	REV. DATE	FILE NO. PC02-119167
SCALE: N.T.S.		DATE: 2/1/2022	DWG NO. MR1.0


For more details see the
Pre-checked (PC) drawings,
PC02-119167.

THE LOCATIONS SHOWN
ARE PART OF OUR
PRE-CHECKED (PC) PLANS.
OTHER LOCATIONS ARE
POSSIBLE INCLUDING
REMOTE BUT BECOME THE
RESPONSIBILITY OF THE
PROJECT PROFESSIONAL
TO INCLUDE WITH THEIR
PROJECT DRAWINGS.



OPTIONAL MODULAR MACHINE ROOM LOCATIONS

Issue Date: 2/1/2022

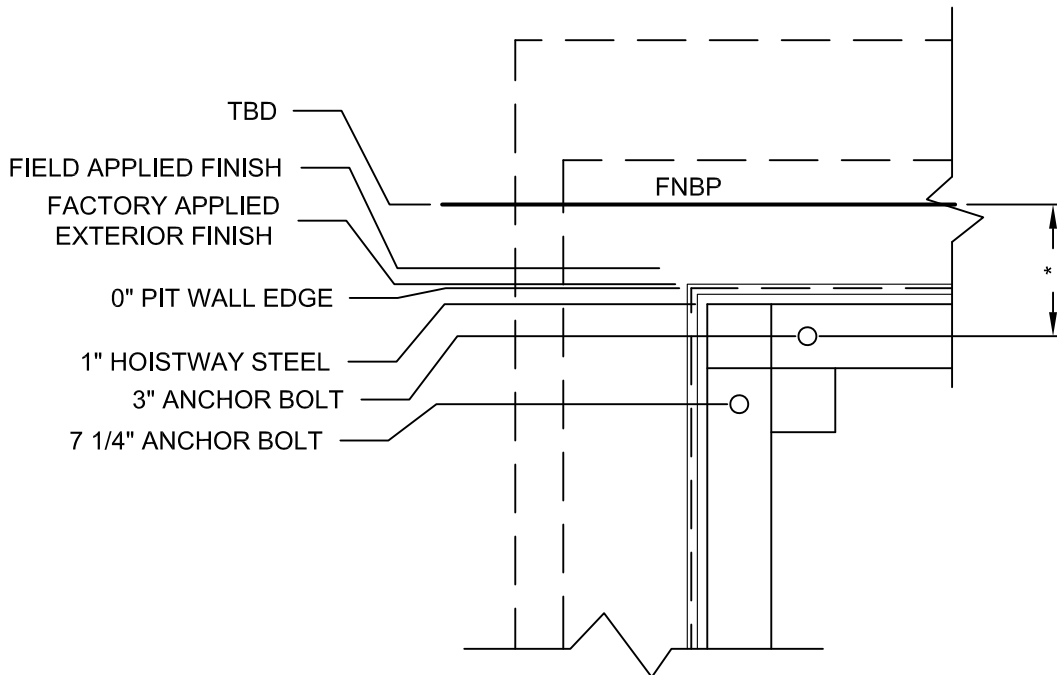


PHOENIX MODULAR ELEVATOR INC.
4800 PHOENIX DRIVE, MT. VERNON, ILLINOIS 62864
PHONE: (618)-244-2314 FAX: (618)-244-1923
E-mail: Info@phoenixmodularelevator.com
Web page: www.phoenixmodularelevator.com

MODULAR MACHINE ROOM LOCATIONS

SIZE A	REV	REV. DATE	FILE NO. PC02-119167
SCALE: N.T.S.		DATE: 2/1/2022	DWG NO. MR1.1

FNBP = FURTHEST NON-REMOVABLE BUILDING PROTUBERANCE



1ST ANCHOR BOLT TO PIT WALL EDGE	3"
FACTORY APPLIED EXTERIOR FINISH AND FIREWALL	+ 5/8" or 1 1/4"
FIELD APPLIED EXTERIOR FINISH **	+
HOISTWAY STEEL FROM PIT WALL EDGE	- 1"
DISTANCE BETWEEN FINISH AND FNBP **	+
* DISTANCE FROM FNBP TO ANCHOR BOLT	=
	- 3"
DISTANCE FROM FNBP TO PIT WALL EDGE	=

** INFORMATION SUPPLIED BY OTHERS

SEE PC DWGS FOR REMAINING ANCHOR BOLT / PIT DIMENSIONS

FACTORY APPLIED EXTERIOR FINISH AND FIREWALL	+ 5/8" or 1 1/4"
FIELD APPLIED EXTERIOR FINISH **	+
HOISTWAY STEEL FROM PIT WALL EDGE	- 1"
<i>Exterior Finish Overlapping Pit Wall</i>	=

Issue Date: 2/1/2022



PHOENIX MODULAR ELEVATOR INC.
 4800 PHOENIX DRIVE, MT. VERNON, ILLINOIS 62864
 PHONE: (618)-244-2314 FAX: (618)-244-1923
 E-mail: info@phoenixmodularelevator.com
 Web page: www.phoenixmodularelevator.com

PIT LOCATION - REFERENCE

SIZE A	REV	REV. DATE	FILE NO. IPC02-119167
SCALE: N.T.S.	DATE: 2/1/2022	DWG NO. PIT-LOC	